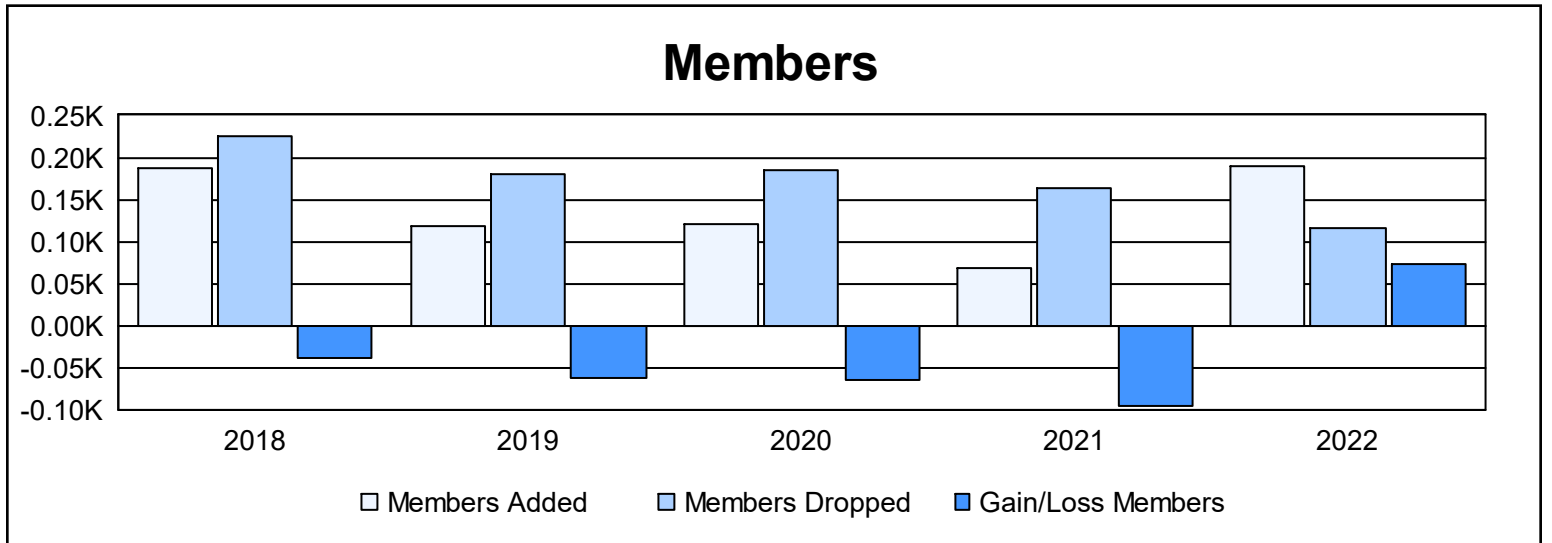
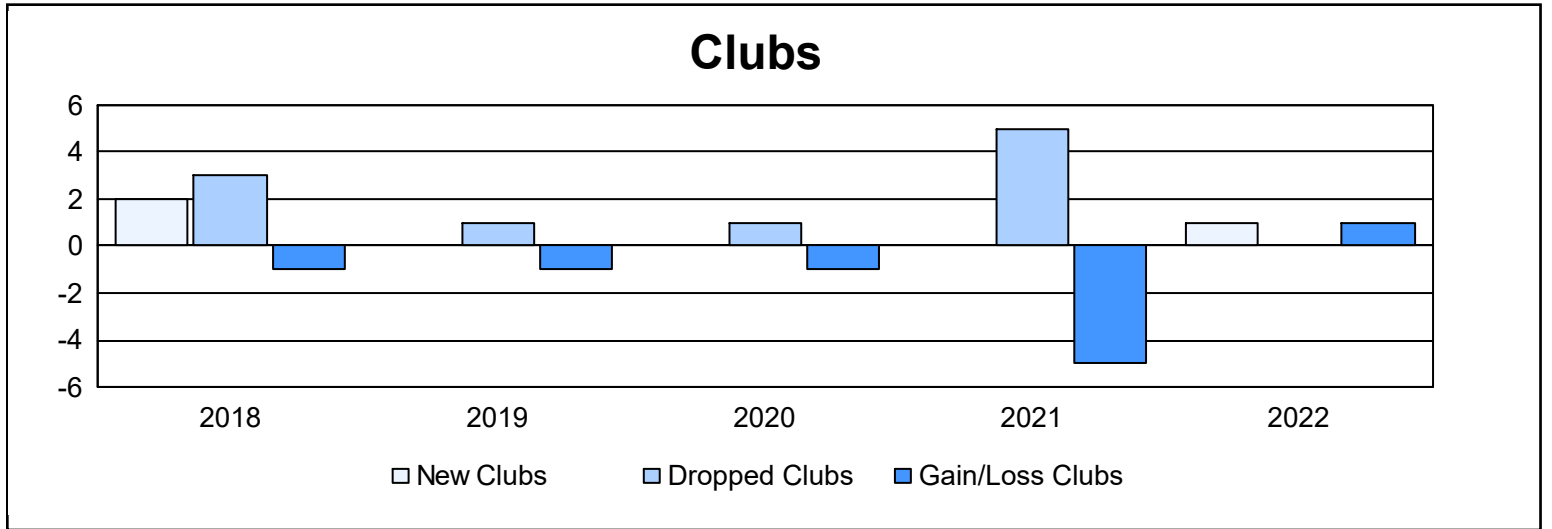
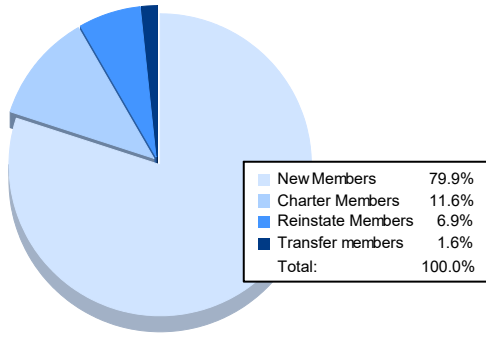


| Year | New Clubs | Dropped Clubs | Gain/ Loss Clubs | New Members | Charter Members | Reinstate Members | Transfer Members | Total Member Added | Total Members Dropped | Gain/ Loss Members |
|----------------|-----------|---------------|------------------|-------------|-----------------|-------------------|------------------|--------------------|-----------------------|--------------------|
| 2017-2018 | 2 | 3 | -1 | 131 | 50 | 4 | 1 | 186 | 225 | -39 |
| 2018-2019 | 0 | 1 | -1 | 111 | 0 | 3 | 3 | 117 | 179 | -62 |
| 2019-2020 | 0 | 1 | -1 | 97 | 7 | 1 | 15 | 120 | 185 | -65 |
| 2020-2021 | 0 | 5 | -5 | 61 | 4 | 3 | 0 | 68 | 164 | -96 |
| 2021-2022 | 1 | 0 | 1 | 151 | 22 | 13 | 3 | 189 | 115 | 74 |
| Average | 1 | 2 | -1 | 110 | 17 | 5 | 4 | 136 | 174 | -38 |



Membership Composition June 2022 Cumulative



Gender Composition June 2022 Cumulative

